DP YT

Dripnose YT



NiP Spasic

Dripnose YT

Length 2m / 2,5m / 3m

This profile is used at the base of the ETICS system or above openings to ensure controlled water runoff, preventing moisture from tracking back onto the facade while providing a clean, durable finish.

Hard PVC

Soft PVC

Fiberglass mesh

Mesh: Performance Grade: ETAG 004 Compliant

High Quality mesh

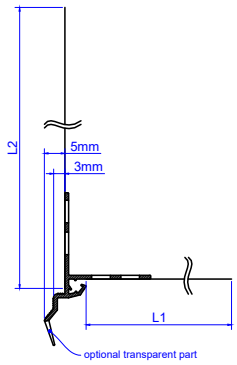

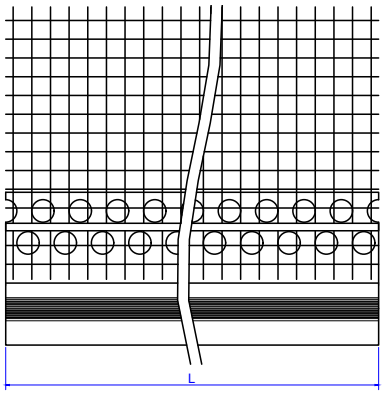

Technical drawing

Application



Dimensions
L1 - 10cm / 15cm
L2 - 10cm / 15cm

DRIPNOSE PROFILES

NiP Spasic

1 Apply Adhesive

Apply a layer of facade base coat adhesive onto the surface of the installed insulation boards.

2 Embed the Corner Bead

Press the PVC Drip Profile firmly into the fresh adhesive, making sure the drip edge points downwards, away from the wall. The profile is correctly installed when its mesh flange is fully covered by the adhesive.

3 Finish and Uncover

After applying the final layer of the facade render, carefully remove the protective tape from the profile's edge.

We invite you to reach out to our team to discuss our custom packaging solutions.

Packaging	
20pcs	25pcs

Application must be carried out in ambient temperatures between +5°C and +35°C*.

Installation is to be performed by qualified and trained professionals only.

Store at dry place, not directly on Sun.